ETC **Briefing**

Grid enhancing technologies:

unlocking grid capacity and cutting consumer bills



Energy Transitions Commission

November 2026

Smart investment of ~€22bn in grid enhancing technologies could cut consumer bills by up to ~€6.5bn per year and defer ~€30bn of conventional grid investments

Grid enhancing technologies (GETs) like dynamic line rating, advanced conductors and advanced power flow controls can unlock grid capacity fast, at low cost

INVESTMENT

€14–22bn
of capex over the next 3 years

+ €300mn/yr opex

2 ONE-OFF CAPITAL DEFERRAL

€20–30bn
deferred conventional grid investment

Advanced conductors add firm, permanent capacity to existing line structures

1 GRID CAPACITY AND CLEAN POWER UNLOCK

50–70 TWh
more renewables integrated
due to less curtailment (waste) and faster grid access of solar and wind

… LEADING TO ANNUAL VALUE CREATION

Potential consumer bill savings

Reduced constraint payments
Higher available grid capacity means less congestion
€2–3bn/yr

Lower wholesale power prices
Cheaper renewables set the marginal price more often
€2.5–3.5bn/yr

Wider economic benefits

Less use and imports of natural gas
9–12 bcm of natural gas and 24–32 Mt CO_2 avoided
€3.5–5bn/yr
€4.5–6.5bn/yr at rolling 2026 prices

Reduced inflation
Fossil-driven energy prices caused **>25%** of Eurozone inflation in 2026 (ECB, April 2026)

NET GAINS

€8bn
Net present-value saving from deferring ~€25bn of grid investment by about 10 years

€6.5bn/yr
Annual consumer savings from reduced constraint payments and lower wholesale power prices

To unlock the full potential of GETs in the longer term, policymakers, regulators, grid operators, finance ministries and technology providers all need to move

EU institutions	Set the right regulatory framework for Member States to implement, so grid enhancing technologies have a truly level playing field with conventional grid build-out
National regulators	Reward grid operators for the outcomes GETs deliver and build them into long-term investment plans
Grid operators	Set clear GET deployment targets, speed up procurement and improve system integration to unlock their maximum value
Finance ministries	Back GETs as a proven way to cut energy bills now and avoid costly grid spend later
Technology providers	Ensure interoperability of technology with grid operators' existing systems and data platforms

Introduction

Since the start of the Iran war, the EU has spent an extra €127bn on fossil fuel imports, and governments have committed €34bn to shield consumers and businesses from higher energy prices[1] – a stark reminder of why accelerating the shift from fossil fuels to renewables is more critical than ever for energy sovereignty and affordability, as well as for security and climate objectives. Pre-crisis European energy prices were already amongst the highest in the world. As the crisis continues, trade-offs between scarce public spending and consumer bill affordability will only sharpen.

Europe's electricity grids are both a bottleneck and an accelerator of the energy transition. Grid congestion means we cannot get all the energy from the assets we have. In 2025, 70 TWh of power was constrained due to transmission grid congestion, including 10 TWh of wasted solar and wind.[2] It also slows down the transition: more than 800 GW of solar and wind connection requests and 300 GW of new demand are stuck in the queue.[3] This has a real cost. Managing transmission level congestion cost €5.4bn in 2025 – a number that could increase to €26bn by 2030.[4] If we can unlock grid capacity faster, we can reduce overall system costs – including spending on imported fossil fuels.

Two approaches are key to help us do more with the grids we have: deploying more grid enhancing technologies and increasing system flexibility. An ambitious roll-out of grid enhancing technologies could unlock 50–70 TWh of renewable power a year, cutting up to €2–3bn in constraint payments and reducing power prices by €2.5–3.5bn. This would avoid 9–12 bcm of natural gas imports per year (3–4% of EU total), saving €3.5–5bn of costs annually, and reduce emissions by 24–32 Mt per year. Some technologies such as advanced conductors could also reduce overall grid investment needs, as they are cheaper than the alternative of building new conventional infrastructure.

Two key EU regulatory packages are now shaping the framework to drive adoption of these solutions: the December 2025 Grids Package and the Electrification Action Plan launched on 17 July 2026. While they set the direction for a stronger consideration of GETs, they fall short of setting firm requirements. As these packages go through adoption processes in coming months, EU policymakers should take the opportunity to ensure grid enhancing technologies have a truly level playing field vs conventional build-out by strengthening requirements. The next step is for Member States to implement the requirements consistently into national law regarding grid operators' remuneration frameworks and investment planning.

1. von der Leyen, U., "Keynote speech at the WinWin Brussels Summit". Speech, European Commission, November 2026; Henderson, J., McWilliams, B., Roth, A., Tagliapietra, S., "2026 European energy crisis fiscal response tracker". Dataset, Bruegel, November 2026 (version of 5 November 2026; EU Member States only, UK excluded)
2. ACER (2026), Energy infrastructure development in Europe, 2026 Monitoring Report (2025 constraint volume); ACER (2025), Transmission capacities for cross-zonal trade of electricity and congestion management in the EU (2024 solar and wind curtailment)
3. Aurora (2025), The State of European Power Grids: a meta-analysis
4. European Commission (2025), Commission proposes upgrade of the EU's energy infrastructure to lower bills and boost independence; ACER (2026), Energy infrastructure development in Europe, 2026 Monitoring Report

This briefing explains what grid enhancing technologies are, what value for consumers they can deliver in the next three years, and who needs to do what to accelerate their deployment. The key messages are:

1. **Europe's power grid needs to significantly expand and modernise to keep up with electrification and deal with ageing assets**
2. **Grid enhancing technologies (GETs) and flexibility measures can unlock grid capacity in the short term and at relatively low cost**
3. **Smart investment of ~€22bn in grid enhancing technologies could cut consumer bills by up to ~€6.5bn per year and defer ~€20bn of conventional grid investments**
4. **Adoption is picking up, but traditional regulatory incentives, a leading focus on reliability and fragmented data are holding GETs back**
5. **To unlock the full potential of GETs in the longer term, policymakers, regulators, grid operators, finance ministries and technology providers all need to act**

1. Europe's power grid needs to significantly expand and modernise to keep up with electrification and deal with ageing assets

Electricity grids are the wires, cables and substations that connect conventional power stations and solar and wind farms, to factories, offices and homes. They are the backbone of our future energy system as our world electrifies. Today, they are also a bottleneck to electrification: renewable power is being switched off because the grid cannot carry it, and new solar and wind farms, factories and data centres are waiting years to connect.

Major investments will be needed in both transmission and distribution grids, both to replace/upgrade ageing assets and bring in new electrified supply and demand. Total grid length and annual investment requirements are expected to grow 2x–3x by 2050.[5] Building new infrastructure is key, but it must be done efficiently. Better using what we already have can unlock grid capacity relatively fast and at low cost – critical to keep up the pace of electrification and keep system costs low:

- It helps avoid grid congestion, including the need to switch off renewables, and reduces associated constraint payments
- It leads to the integration of more low-cost renewables through avoided curtailment and by accelerating the connection of new solar and wind currently in the queue, reducing wholesale power prices
- It reduces how much new infrastructure is needed and spreads associated investment costs over higher volumes of power consumption – leading to lower unit grid charges
- It unlocks capacity much faster than new infrastructure can achieve, whose pace is constrained by lengthy permitting processes, skills shortages and supply chain gaps (e.g. for transformers)

2. Grid enhancing technologies (GETs) and flexibility measures can unlock grid capacity in the short term and at relatively low cost

There are two ways to get more out of the existing grid.

- The first is through a greater use of **grid enhancing technologies (GETs)**. These are software and hardware solutions that increase the usable physical capacity or optimise power flows of the existing grid – they "widen the road" or "adjust the roadmap". Transmission and distribution system operators ("TSOs and DSOs", or "grid operators") deploy these on their networks. Examples include wire solutions like advanced conductors and non-wire solutions like dynamic line rating
- The second is by increasing **low-carbon system flexibility**. These are hardware and software solutions that optimise when power is flowing from one location to the other to avoid demand or supply peaks, driven by pricing structures and regulatory incentives – they help "adjust the traffic". Examples include batteries, thermal storage, vehicle-to-grid technology, demand-response software and flexibility marketplaces, unlocked by incentives including local and dynamic power prices and grid charges and flexibility grid contracts

5. ETC (2025), Power Systems Transformation

Across both sits the digitisation that allows operators to have better insight into their network capacity, and to manage it more intelligently – the "traffic monitoring and control room."

In June 2026, the Green Grids Initiative developed a 10-point plan to increase grid optimisation globally including both GETs and flexibility measures that can be deployed in the short term.[6] This stressed the importance of rapid deployment of a suite of technologies and included a case study library of deployment around the world. However, it stopped short of answering how much value these technologies can realistically unlock over the next couple of years, including in terms of consumer benefits and avoided fossil fuel imports. The potential impact of flexibility in the EU is well covered. Studies have noted savings of ~€70bn/year for European consumers through accelerated deployment of demand-side flexibility technologies.[7]

This briefing therefore focuses on GETs because they are less well understood in the public debate and – unlike other forms of system flexibility – do not depend on consumer behaviour. We specifically assessed this for three GETs[8] (Exhibit 1): dynamic line rating (DLR), advanced conductors and advanced power flow controls (APFC) as these are all mature, cost-effective technologies that directly increase existing grid capacity – unlocking more renewables and reducing fossil-fuel generation, congestion payments and wholesale prices.

Section 3 provides an assessment of plausible near-term deployment of these technologies, and associated cost savings.

6. The Green Grids Initiative (2026), Responding to energy price shocks through grid optimisation – A ten-point plan to strengthen energy security and protect consumers
7. DNV (2022), Demand-side flexibility: Quantification of benefits in the EU
8. Other GETs are available to system operators to increase the capacity and improve utilisation of their grids but are not assessed as part of this briefing. High-temperature superconductors are not yet at TRL 9 for high-voltage transmission lines. Storage as a transmission asset (SATA) is fundamentally a battery storage asset delivering a grid service, and is likely included in flexibility impact measurements. The impact of software layers like digital twins and flexibility management solutions is hard to model deterministically by their nature of unlocking hidden potential. And grid inertia measurements are focused on stability/frequency – not capacity increases central to unlocking more renewables

EXHIBIT 1

Overview of three grid enhancing technologies

TECHNOLOGY	HOW IT WORKS	KEY STATS
Dynamic Line Rating (DLR) **Understanding and using actual line limits** 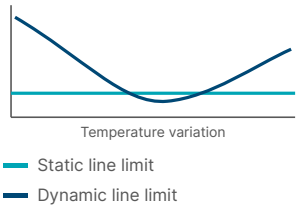	• A static limit must be very conservative, to not overload lines in hot conditions • DLR uses weather predictions and/or sensors to allow more power to flow through cables – exploiting colder and windier days • Unlocks **variable and time-dependent** capacity	**Increased temporary line capacity:** ~20–30% **Cost per MWh unlocked:** ~€1/MWh **Roll-out timeline:** 1–2 years **Current coverage EU:** ~30,000 km of transmission circuits
Advanced conductors **Increasing physical capacity of a given line** 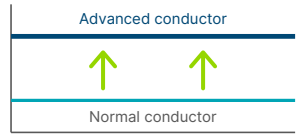	• Advanced reconductoring replaces existing power lines with newer materials with higher capacity and efficiency • It uses existing routes and towers, which means avoiding lengthy permitting processes, although some supporting upgrades may still be needed • Unlocks **firm and permanent** capacity	**Increased permanent line capacity:** ~100% **Cost per MWh unlocked:** ~€10–15/MWh **Roll-out timeline:** ~3 years **Current coverage EU:** ~23,000 km of advanced conductors
Advanced power flow controls (APFC) **Distributing power to underused lines** 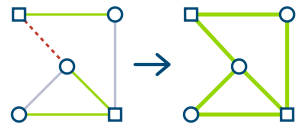	• The way power flows through a network is often limited by the weakest line • Advanced power flow controls use smart devices, data and forecasting to redirect power from congested routes to lines with capacity • Unlocks **system condition-dependent** capacity (which can change over time)	**Increased system capacity:** ~10% **Cost per MWh unlocked:** €3–4/MWh **Roll-out timeline:** 2–3 years **Current coverage EU:** limited

Sources: ETC power systems modelling; Beyond Fossil Fuels, Ember, E3G and IEEFA (2025), *How Europe's grid operators are preparing for the energy transition*; ENTSO-E (2026), *Transmission Grid Investment and Supply Chain Assessment Report*; CurrENT Grid Compass – Dynamic Line Rating Adoption (accessed July 2026); CurrENT Europe (2024), *Prospects for Innovative Power Grid Technologies*; IEA (2026), *Electricity 2026: Grids*; Chojkiewicz et al. (2024), *Accelerating transmission capacity expansion by using advanced conductors in existing right-of-way*; Smart Wires (2024), *What is advanced power flow control?*

3. Smart investment of ~€22bn in grid enhancing technologies could cut consumer bills by up to ~€6.5bn per year and defer ~€20bn of conventional grid investments

An ambitious deployment of DLR, advanced conductors and APFC over the next three years could lead to DLR applied to ~20% of the EU's transmission lines, advanced conductors on up to 8% and APFC on ~15% of critical bottlenecks.[9] As per current practice, we expect grid operators to deploy GETs at the most congested lines first and/or those where there are planned outages already to avoid further system disruption. This means curtailment cost reductions are relatively high for the first deployment cases. DLR is for example often prioritised on wind-congested lines (e.g. in Germany or Scotland), where it can unlock capacity using wind cooling – reducing the issue with the same natural source that is causing the congestion.

This additional deployment in just these three GETs over the next three years requires €14–22bn in investment and ~€300mn in annual operating costs, delivering up to €6.5bn in savings through reduced constraint payments and lower power prices. The extent to which these savings directly translate into consumer bills depends on national regulation. It would also lead to a one-off €8bn net infrastructure saving vs investments in conventional cables, towers and other infrastructure. Exhibit 2 summarises key economic impacts.

More renewables	Integrating 50–70 TWh of additional renewable generation through reduced curtailment and allowing renewables in connection queues to enter the grid faster
Constraint payment savings	As GETs unlock grid capacity, they can reduce the congestion hours and volumes. We estimate this can reduce the €5.4bn/year spent to manage EU transmission grid congestion by €2–3bn[10]
Lower wholesale prices	Increasing renewables in the power mix means they set the marginal power price for all generators more often[11], which could result in €2.5–3.5bn of reduced wholesale power prices
Fewer fossil fuel imports and lower emissions	The additional 50–70 TWh of renewable generation means less gas-fired power is needed. This can avoid ~9–12 bcm of fossil fuel imports which would cost ~€3.5–5bn at average 2025 natural gas prices – at rolling 2026 prices, this figure would rise to ~€4.5–6.5bn (an extra ~€1–1.5bn) – illustrating how electrification protects from fossil price volatility.[12] It would also translate into 24–32 Mt less CO_2 emissions

9. This is ambitious relative to current TSO plans (ENTSO-E, Transmission Grid Investment and Supply Chain Assessment Report, 2026). However, National Grid's UK investment plans show that this scale of advanced conductor deployment is feasible, and the recent rapid uptake of sensor-less DLR (e.g. Gridraven) shows how quickly DLR can scale
10. ACER (2026), Energy infrastructure development in Europe, 2026 Monitoring Report
11. To illustrate, the IMF found that every percentage point increase in renewable penetration reduced wholesale prices by 0.6% in Europe over the period 2014–2021
12. These numbers are based on a direct supply-side displacement, where additional renewable power in the grid would displace gas-fired power, and not a possible demand effect, where end-use applications such as vehicles or heating systems electrify and thus displace oil or gas

Deferred conventional grid investments	Advanced conductors could defer new grid build, as they add firm, permanent capacity (see point 3 of practical considerations below). Although advanced conductors typically cost 2–4x more than conventional ones, the total project cost of reconductoring is about 50% less than that of constructing a new line.[13] This is because existing structures and rights-of-way can be used, avoiding the costs of new towers, land acquisition, permits and much of the engineering and development costs. We estimate potential cost reduction at ~€20–30bn vs conventional grid investments, assuming some level of complementary infrastructure upgrades are required to relieve neighbouring bottlenecks[14]
Reduced inflation	The link between volatile fossil fuel prices and inflation is increasingly acknowledged. In April 2026, the European Central Bank noted that fossil fuel driven energy price inflation was responsible for over 25% of overall inflation in the Eurozone[15]. Policymakers increasingly need to use every tool in the toolbox, including GETs to bring more renewables onto the system, to reduce these damaging inflationary impacts

These calculations are for transmission assets only as that is where most EU congestion arises and because these are all overhead lines, where DLR can be applied and advanced conductors have their biggest impact. Additional savings could be unlocked through similar actions at a distribution level.

13. ACER (2026), Energy infrastructure unit investment cost (UIC) indicators
14. Recognising that the scale of deferral is a major uncertainty in this analytical exercise as the need for such adjacent infrastructure is highly case specific
15. ECB (April 2026), The new energy shock: economic scenarios and policy implications

EXHIBIT 2

Investing €14–22bn in just three GETs in the EU can save up to €6.5bn in annual consumer bills and defer €20–30bn in conventional grid investments

INVESTMENT

€14–22bn
of capex over the next 3 years

+ €300mn/yr opex

1 GRID CAPACITY AND CLEAN POWER UNLOCK… LEADING TO ANNUAL VALUE CREATION

50–70 TWh
more renewables integrated
due to less curtailment (waste) and faster grid access

Potential consumer bill savings

Reduced constraint payments — **€2–3bn/yr**
Higher grid capacity means less congestion

Lower wholesale power prices — **€2.5–3.5bn/yr**
Cheaper renewables set the marginal price more often

2 ONE-OFF CAPITAL DEFERRAL

€20–30bn
of deferred conventional grid investment, as advanced conductors add firm, permanent capacity to existing line structures

Wider economic benefits

Less use and imports of natural gas — **€3.5–5bn/yr**
9–12 bcm of gas and 24–32 Mt CO_2 avoided
€4.5–6.5bn/yr at rolling 2026 prices

Reduced inflation
Fossil-driven energy prices caused **>25%** of Eurozone inflation in 2026 (ECB, April 2026)

NET GAINS

€8bn
Net present-value saving from deferring ~€25bn of grid investment by about 10 years

€6.5bn/yr
Annual consumer savings from reduced constraint payments and lower wholesale power prices

Key assumptions: EU transmission grid only; 20% DLR coverage, 8% advanced conductors and 15% of congested substations with advanced power flow controls; 4.5% discount rate.
Sources: ETC modelling based on ACER (2025); ACER (2026); ENTSO-E (2025); World Bank (2026); ECF (April 2026); IEA (2026); CurrENT (2024); GridLabs (2025); IMF (2022)

Four practical considerations for implementing GETs shape what value they can deliver

1. **The grid is highly integrated:** increasing capacity on one congested line may not resolve congestion but simply relocate the binding limit to neighbouring transformers, substations or lines. This means that their impact should not be overestimated and/or that complementary infrastructure investments may be required to unlock the value suggested by modelling and on paper. These knock-on requirements are hard to quantify system-wide because they are assessed case by case.

2. **Outages may define deployment pace:** Reconductoring towers with advanced cables and integrating DLR sensors (where chosen over the software-only approach) are physical works on existing lines. While "live-line" ("energised") installation is possible and increasingly established, grid operators may prefer to schedule installation during existing outage windows (e.g. for planned maintenance). This might limit the pace of deployment. Planning outside of existing outage windows may add cost: redispatch on alternate routes during works introduces an extra constraint charge.

3 **System planners and operators are cautious:** how much they can bank on unlocked capacity for their investment agenda is defined by their control and quality standards, and differs by technology.

- **Dynamic Line Rating:** the extra capacity unlocked depends on weather and cannot always be relied on for the "worst-case day" the grid is designed around. Various system planners today therefore do not credit their impact in long-term investment plans. See point 4 below
- **Advanced Conductors:** planners can safely count the extra capacity because it is permanent (not weather or time dependent)
- **Advanced Power Flow Controls:** planners can partly count it – the device is there when needed and its value has been proven case by case – but the system conditions and therefore local capacity unlock may change

4 **Dispatch value created often relies on manual instruction and sensor data:** Even where DLR or APFC is deployed, realised value often depends on human intervention. This is specifically true for software-based solutions. Many operators still rely on manual/visual inspection or may act on live-sensor readings but may not feel comfortable to rely on (day-ahead) weather forecasts alone. If the number does not match operator data, operators may default to not using the extra headroom.

4. Adoption is picking up, but traditional regulatory incentives, a leading focus on reliability and fragmented data are holding GETs back

Over the last five years, awareness and roll-out of GETs have picked up significantly. As grid congestion and concerns around increased grid charges for consumer bills have increased, the public pressure on grid operators to deploy GETs increased too. And as technology has developed, including through the advancements of AI, it has also become more attractive. For DLR, for example, roughly half of Europe's TSOs are now working on some form of deployment (in-house or outsourced), and around a quarter have already applied it to parts of their grid. Finnish TSO Fingrid, for example, started with software-only DLR from Gridraven on five 400 kV lines totalling 700 km, and since April 2026 has applied DLR across its entire 400 kV network[16]. This is a striking shift from five years ago when DLR deployment was much more of a novel concept.

Yet, regulatory incentive schemes, a leading focus on reliability and fragmented data systems create barriers to deployment

Despite the progress and clear cost and speed advantages, the uptake of GETs across the EU remains below potential. This underutilisation is heavily driven by regulatory regimes that set the reward structure of grid operators. European grid operators have historically been rewarded based on the size of their infrastructure investments. This means that even when a low-cost solution is more cost-effective, a system operator might favour the capital-intensive approach because it increases the base on which they are rewarded and generates a guaranteed financial return. While grid operators are increasingly confronted with public and political pressure to reduce costs, they might still have CAPEX bias by design.

16. Fingrid (2026), Fingrid introduces Dynamic Line Rating in the transmission grid

Following the UK, several countries including the Netherlands and Germany are now using a TOTEX-based approach instead, which treats capital and operating expenditure symmetrically – reducing the CAPEX bias. But most EU countries still are not. A next step could be to introduce a benefit-based system, in which cost reduction, achieved for example by the deployment of GETs, becomes the direct source of the operator's reward, calculated against the cost of conventional technology.[17] This removes the perverse incentive against cost-efficiency faced by grid operators.

Additionally, a natural risk aversion of grid operators towards innovation, combined with fragmented data systems that hamper the integration of specifically software solutions, creates barriers to wider deployment (Exhibit 3).

EXHIBIT 3

Summary of key barriers and solutions to increased GET deployment

BARRIER		SOLUTION	KEY ACTORS
Regulation that rewards capital build, not utilisation	Operators earn regulated returns on new wires – and have no competition	**Reform regulations** to value cost efficiency and optimisation equally to capital build-out: • Broaden the adoption of TOTEX-based reward (CAPEX + OPEX) vs CAPEX only • Introduce benefit-based incentives	**EU and national policymakers** Regulators
Risk-averse culture, with strong focus on reliability	High standards for proof of concepts, given strong and historic focus on reliability	**Deploy** commercial demos between operators and tech providers before system-wide roll-out, and use regulatory sandboxes for faster validation **Reframe** the reliability question between regulators, operators and civil society	**Grid operators** Regulators Civil society
Fragmented data and system integration	Suboptimal network data sharing due to lack of integrated IT systems	**Standardise** the data layer through common API-based data sharing between technology providers and grid operators to inform dispatch and control – critical for software solutions	**Grid operators** Technology providers

In addition, two factors influence the pace at which GETs can realistically be deployed in the short term.

- **Lengthy procurement processes** – these typically run 2–3 years given EU requirements for competitive tenders (independent of regulatory or data barriers). As the technologies are no longer in pilot phase, system operators can explore how to fast-track these processes through framework agreements and pre-qualified supplier short-lists
- **Pace of deployment for hardware solutions** is often defined by outages, as previously set out. This makes these technologies less easy and fast to deploy than e.g. fossil fuel price subsidies and reinforces the need to accelerate deployment today to reduce fossil fuel dependence tomorrow

17. CurrENT (2026), Benefit-based incentives, cost-efficiency and innovative grid technology

EU regulation is setting the direction for increased use of GETs. The EU Grids Package and the Electrification Action Plan[18] are now shaping the framework to drive adoption of these solutions. They provide an opportunity to ensure non-wire and innovative wire solutions are placed on a level playing field with new, conventional wire solutions, and that their deployment can therefore be accelerated. Following further refinement of specific regulations, the critical step is for Member States to implement them appropriately.

5. To unlock the full potential of GETs in the longer term, policymakers, regulators, grid operators, finance ministries and technology providers all need to act

EU institutions	• Ensure the Grids Package and the Electrification Action Plan put GETs in an appropriate position vs conventional build out by setting the right requirements for remuneration and grid charge composition • Set common performance indicators to assess the efficiency of grid operators (TSOs and DSOs) (e.g. ACER's smart grid indicators) so every country's grid operator can be compared on the same basis[19] • Annually report on how many GETs are being deployed across TSOs
National regulators	• Pay grid operators for outcomes reflecting societal value created (less congestion, more capacity), not just for spend – for example using ACER's recommended smart grid indicators • Build GETs into official long-term grid investment plans where the evidence supports it – small individual savings add up
Grid operators	• Announce public targets: how much of which GET to deploy by when • Integrate GETs into regulated business plan and wider system planning • Accelerate procurement without compromising on the focus on competition – e.g. through framework agreements and pre-qualified supplier lists • Increase adoption of AI and data capabilities to enhance GET integration • Ensure control platforms can act on data from DLR and other GETs • Ensure interoperable data models to ensure data can be shared with other grid operators, enabling GETs to deliver system-wide optimisation
Finance ministries	• Recognise GETs as a lever to cut energy bills today (via unlocked renewables) and tomorrow (via deferred transmission spend) • In countries with publicly owned grid operators, use board positions to push deployment of GETs as cost-effective, high-value measures
Technology providers	• Ensure interoperability with grid operators' operational platforms

18. Specifically, the amendments to Regulation (EU) 2019/943, as regards future-proofing electricity bills
19. CurrENT (2026), Benefit-based incentives, cost-efficiency and innovative grid technology

This briefing should be cited as: ETC (2026), Grid enhancing technologies: unlocking grid capacity and cutting consumer bills.

Learn more at: www.energy-transitions.org

Energy Transitions Commission | powered by SYSTEMIQ